

ER14250S-150

3.6V Li/SOCL2 System Battery

Size 1/2AA, Winding structure Battery



Advantages:

- stable high VOP and Capacitance
- High Energy Density and stable current
- Wide working temperature range (-55°C~+85°C)
- Lower Self discharge rate (EVG annual rate below under +20°C surroundings)
- Excellent environment application features
- Stainless steel shells (Low magnetism and environment erosion resistance)

Features :

- Positive poles with independent proprietary technology
- Stainless steel-Glass hermetic package
- Non combustible electrolyte
- High short circuit safety
- Meet the technical requirements of IEC60086.4:2014
- Passed UL component testing certification (MH45919)
- Comply with RoHS environmental requirements, easy to be recycled.

Main application

Utility meters
 Alarms and safety equipments
 Memory storage backup devices
 RFID
 Automotive electronics
 Real time clocks
 Marine surveying equipments
 Oil production equipment

Electrical Performance

(Typical data from those being stored for or within 12 months under 25±5°C surroundings)

Normal Capacity: 0.6Ah
 (The capacity is tested under the condition of 50mA, +25°C and cutoff voltage 2.0V. Battery capacity will change with the change of discharge current, ambient temperature and cutoff voltage.)

Open circuit voltage Typical data at +25°C : 3.67V

Nominal voltage (at +25°C with load 0.6mA) : 3.60V

Maximum continuous discharge current 100mA

(If you need higher current than that of 50% nominal capacity at +25°C and 2.0V cutoff voltage, pls contact XLEPCELL.)

Maximum pulse capacity current 150mA

(At +25°C, An unused battery begin to discharge with 10µA base current, and during the process, a pulse of 150mA/0.1s will be discharged every two minutes, when the voltage reading will be higher than 3.0V. The voltage reading will change with the change of the pulse characters, temperatures and store conditions. If under hard conditions, we suggest using LICC or SC together with batteries. **Details pls contact XLEPCELL.**)

Storage (Suggestion) +30°C at most

(If you have higher requirements or harsh terms, pls contact XLEPCELL)

Operating temperature range -55°C~+85°C

(If exceeded, capacity will decrease, voltage reading be too lower and Initial pulse voltage reading be relatively low.)

Physical Performance

Diameter (Max) 14.5mm

Height (Max) 25.5mm

Typical weight 9g

Lithium metal content about 0.17g

Warning: Do not charge, short circuit, heat over 150°C, breakdown, put into water, or weld directly on the surface of the shells. If you do like that, explosion, burning or Acid leakage inside the battery will be caused.

Henan Chuangda Electronic Technology Co.LTD

Add: No.18, Block B, Power Battery Park on Baoshan RD, Fengquan, Xinxiang, Henan

Post: 453000

Web: www.xlepcell.com

Tel: +86-0373-5861689

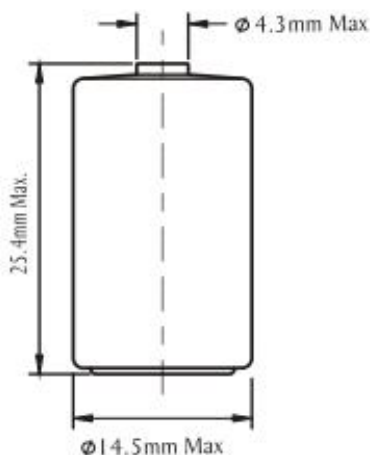
Fax: +86-0373-5861689

Email: hpstbattery@126.com

ER14250S-150

3.6V Li/SOCL2 System Battery

Size 1/2AA, Winding structure Battery



Size unit:mm (unmarked tolerance,base on the standard of GB1804-m)

If extreme connection mold needed, we can make to order. Pls contact

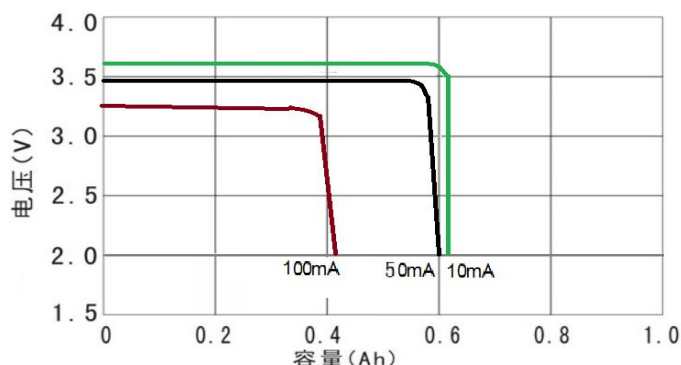
XLEPCELL

Warning

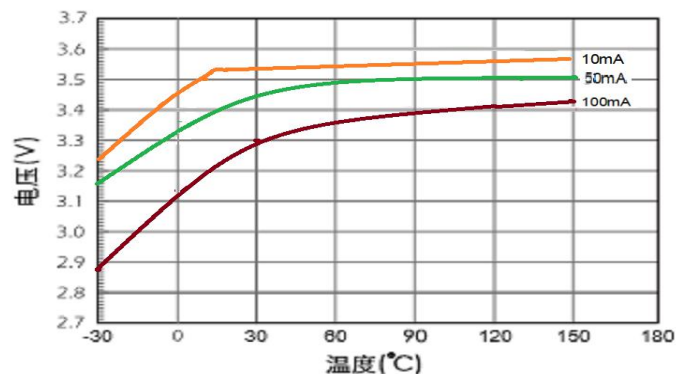
- No short circuit
- No charge
- No puncturing
- No pressing
- Be sure to connect anode and cathode with the equipments correctly.
- No disassembling
- No burning
- No using old and new batteries simultaneously
- No heating over 150°C
- No welding batteries directly
- No transforming or modifying

Notice: XLEPCELL has the rights to information covered by changes to this documntation without notice first. Any specifications involved in this documentation is only for your reference. Only by written confirmation between supply and demand parties can the content in this file be used as valid information of the contract.

1. Typical discharge curve at +25°C (Median)



2. Voltage curve under different current and temperture (Stable discharge process)



3. Capacity curve under different temperature and current (cutoff voltage 2.0V)

